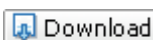
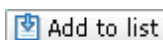



[Journal of the Geological Society of India](#)

Volume 70, Issue 6, December 2007, Pages 917-922

[Basic Format](#) [Extended Format](#)

Document Type: Article

[View references](#) (20)**Cited By since 1996**This article has been cited **0** times in Scopus.

Inform me when this document is cited in Scopus:

- [E-mail Alert](#)
-  [RSS](#)

FT-IR spectroscopic investigation of high sulphur assam coals and their solvent-extracts[Saikia, B.K.](#)^a  , [Sahu, O.P.](#)^b , [Boruah, R.K.](#)^b  ^a Department of Chemical Sciences, Tezpur University, Tezpur - 784 028, India^b Regional Research Laboratory (CSIR), Jorhat - 785 006, India**Abstract**

The FT-IR spectroscopic techniques were used to understand the structural feature of four samples of high sulphur Assam coals and their extracts in polar solvents. Pyridine, N, N-Dimethyl Acetamide and Ethyl Acetate were used for extraction of the coals at their reflux temperatures in a Soxhlet apparatus. The difference-FT-IR spectroscopic technique was used to characterize the compositions of extracts. The extracts were found to contain characteristic absorption bands of original coals. Both aromatic and aliphatic C-H stretching bands were observed in the spectra of extracts. The spectral interpretations of the extracts closely resembled the parent coal structures. The relative transmittances of characteristic bands in extract spectrum suggest that the distribution of functional groups in coals were somewhat effected due to the interaction with the solvents. The spectra show some depletion of bands along with increase in some regions. The information regarding the structure of coal and extracts obtained by this method are qualitative in nature but very much useful in coal utilizations. © Geol. Soc. India.

Find related documents

In Scopus based on

- [references](#)
- [authors](#)
- [keywords](#)




On the Web based on

- [title](#)
- [authors](#)
- [keywords](#)

Author Keywords

Assam coal; FT-IR of coal; High sulphur coal

References (20) [view in table layout](#)

↩    Output Select: Page

1. BERKOWITZ, N.
The Chemistry of Coal
(1985) *Coal Science and Technology*, 7. [Cited 5 times](#).
Elsevier, 422p
2. BERSTROEM, P.A., LINDGREN, J. and KRISTIANSOON, O.
(1991) An IR study of the hydration of perchlorate, nitrate, iodide, bromide, chloride and sulfate anions in aqueous solution. *Jour. Phys. Chem.*, v.95(22), pp.8575-8570.
3. COOKE, N.E., FULLER, M.O., GAIKWAD, R.P.
FT-i.r. Spectroscopic analysis of coals and coal extracts
(1986) *Fuel*, 65 (9), p. 1254. [Cited 20 times](#).
[View at Publisher](#)
4. DAS, T.K. (2001) Evolution characteristics of gases during pyrolysis of macera] concentrates of Russian coking coals. *Fuel*, v.80(4), pp.489-500.
5. DRYDEN, I.G.C. (1950) Mode of Action of Specific Solvents for Bituminous Coals. *Nature*, v.166, pp.561-562.
6. Dyrkacz, G.R., Bloomquist, C.A.A.
Binary solvent extractions of Upper Freeport coal
(2001) *Energy and Fuels*, 15 (6), pp. 1409-1413. [Cited 11 times](#).
doi: 10.1021/ef010036s
[Abstract + Refs](#) [View at Publisher](#)
7. FULLER, E.L. (Ed.) (1982) Coal and Coal products: Analytical Characterization Techniques; ACS, Symposium series 205 (American Chemical Society), pp.77-127.
8. GIVEN, P.H., DAVIS, A., KUCHN, D., PAINTER, P. and SPACKMAN, W. (1985) A multi-facetted study of a cretaceous coal with algal affinities. Provenance of the coal samples and basic compositional data. *Int. Jour. Coal Geol.*, v.5, pp.247-260.
9. Grdadolnik, J.
Infrared difference spectroscopy: Part I. Interpretation of the difference spectrum
(2003) *Vibrational Spectroscopy*, 31 (2), pp. 279-288. [Cited 9 times](#).
doi: 10.1016/S0924-2031(03)00018-3
[Abstract + Refs](#) [View at Publisher](#)
10. Grdadolnik, J., Marechal, Y.
Infrared difference spectroscopy: Part II. Spectral Decomposition
(2003) *Vibrational Spectroscopy*, 31 (2), pp. 289-294. [Cited 8 times](#).
doi: 10.1016/S0924-2031(03)00019-5
[Abstract + Refs](#) [View at Publisher](#)

11. Grigoriew, H.
Diffraction studies of coal structure
(1990) *Fuel*, 69 (7), pp. 840-845. [Cited 8 times](#).
doi: 10.1016/0016-2361(90)90228-I
[Abstract + Refs](#) [View at Publisher](#)
12. KARR, C. (Jr.) (1978) Analytical Methods for Coal and coal Products; I, Academic Press, Chapter 6, pp.192-224.
13. LOWREY, H. H. (Ed.) (1963) Chemistry of coal Utilization. John Wiley & Sons, Inc., New York, 75p.
14. Marechal, Y.
Interaction configurations of HO molecules in a protein (Stratum Corneum) by infrared spectrometry
(1997) *Journal of Molecular Structure*, 416 (1-3), pp. 133-143. [Cited 18 times](#).
doi: 10.1016/S0022-2860(97)00032-X
[Abstract + Refs](#) [View at Publisher](#)
15. MARZEC, A., JUZWA, M., BETLEJ, M., SOBKOWIAK
Bituminous coal extraction in terms of electron-donor and - acceptor interactions in the solvent/coal system
(1979) *Fuel Processing Technology*, 2, pp. 35-44. [Cited 20 times](#).
[View at Publisher](#)
16. PAINTER, P.C., and COLEMAN, M.M. (1979) Application of Fourier-transform infrared spectroscopy to the characterization of fractionated coal liquids. *Fuel*, v.58(4), pp.301-308.
17. REGGEL, L., WENDER, I., RAYMOND, R.
Catalytic dehydrogenation of coal. Part 6. Yield of hydrogen from whole coals
(1971) *Fuel*, 50 (2), pp. 152-156. [Cited 2 times](#).
[View at Publisher](#)
18. RHOADS, C.A., SENFTLE, J.T, COLEMAN, M.M., DAVIS, A. and PAINTER, P.C. (1983) Further studies of coal oxidation. *Fuel*, v.62, p.1381.
19. SCHEINMAN, F.
(1970) *An introduction to spectroscopic methods for the identification of organic compounds*, 1. [Cited 26 times](#). Pergamon Press, Oxford
20. SPEIGHT, J.G. (1973) Application of Spectroscopic Techniques to the Structural Analysis of Coal. *Applied spectroscopy Reviews*, v.29(2), p.117.

 Saikia, B.K.; Department of Chemical Sciences, Tezpur University, Tezpur - 784 028, India; email:binoyrrl@yahoo.com
© Copyright 2008 Elsevier B.V., All rights reserved.

[Search](#) [Sources](#) [My Alerts](#) [My List](#) [My Profile](#)

 [Help](#)  [Scopus Labs](#)

[About Scopus](#) | [Contact us](#) | [Terms & Conditions](#) | [Privacy Policy](#)

Copyright © 2008 [Elsevier B.V.](#) All rights reserved. Scopus® is a registered trademark of Elsevier B.V.